








GENERAL NOTES:
I.D. = THE MAXIMUM HORIZONTAL INSIDE DIAMETER DIMENSION.
O.D. = THE MAXIMUM HORIZONTAL OUTSIDE DIAMETER DIMENSION.
H = THE FILL HEIGHT MEASURED VERTICALLY AT ANY POINT
ALONG THE PIPE FROM THE TOP OF THE PIPE TO THE TOP
OF THE EMBANKMENT AT THAT POINT.

	APPROVED SUITABLE LOCAL MATERIAL.
	TAKE CARE TO FULLY COMPACT HAUNCH ZONE OF PIPE BACKFILL.
	LOOSELY PLACED SELECT MATERIAL CLASS III OR CLASS II, TYPE 1 FOR PIPE BEDDING. LEAVE SECTION DIRECTLY BENEATH PIPE UNCOMPACTED AS PIPE SEATING AND BACKFILL WILL ACCOMPLISH COMPACTION.

DO NOT OPERATE HEAVY EQUIPMENT OVER ANY PIPE CULVERT UNTIL THE PIPE CULVERT HAS BEEN PROPERLY BACKFILLED AND COVERED WITH AT LEAST 3 FEET OF APPROVED MATERIAL.


REFER TO NCDOT PIPE MATERIAL SELECTION GUIDE AND STANDARD SPECIFICATIONS
FOR ALLOWABLE PIPE FILL HEIGHTS AND PIPE SPECIFICATIONS.

	SPRINGLINE OF PIPE
	SELECT BACKFILL MATERIAL CLASS III OR CLASS II, BELOW SPRINGLINE.
	UNDISTURBED EARTH MATERIAL
	SELECT MATERIAL CLASS V OR VI FOR FOUNDATION CONDITIONING. ENCAPSULATE WITH TYPE IV GEOTEXTILE AS DIRECTED BY THE ENGINEER.

STATE OF
NORTH CAROLINA
DEPT. OF TRANSPORTATION
DIVISION OF HIGHWAYS
RALEIGH, N.C.

ROADWAY DETAIL DRAWING FOR METHOD OF PIPE INSTALLATION RIGID PIPE

SHEET 2 OF 2
300.01



DOCUMENT NOT CONSIDERED FINAL
UNLESS ALL SIGNATURES COMPLETED

**CONTRACTS STANDARDS
AND DEVELOPMENT UNIT**

Office 919-707-6950 FAX 919-250-4119

SEE TITLE BLOCK

ORIGINAL BY: S.CALHOUN DATE: 7-25-2024
 MODIFIED BY: _____ DATE: _____
 CHECKED BY: _____ DATE: _____
 FILE SPEC.: _____